

SOAR THROUGH SUMMER



Summer Reading Packet for Building Imagery



GANDER PUBLISHING®

HELPFUL HINTS TO STOP THE SUMMER SLIDE:

This packet was designed to help **Stop the Summer Slide**. It contains activities for three popular children's books, a few general topics, and three *Imagine That!* stories. You can use the stories with the Visualizing and Verbalizing® (V/V®) program, which develops language comprehension through imagery, or just for fun. Although the *Imagine That!* stories have been written at 3rd to 4th grade level, you can use them with other grade levels as you feel is appropriate.

Each week contains vocabulary, activities, and prompts for your student. You can do activities on the days indicated, or move them around to match the student's pace of reading. There are ten weeks of fun and learning in the packet.

While talking about the story with your student, be sure to ask imagery questions to elicit detailed imagery. The *Imagine That!* stories include higher order thinking questions. These include main idea, inference, conclusion, evaluation, and prediction, to develop your student's critical thinking skills. The order of the higher order thinking questions is such that they stimulate students' thinking first about the gestalt, and then about the details of the story. Some questions may include contrast or introduce additional information, from which the students can extend their thinking about the story. It is not necessary to ask every question, but be sure you ask enough that your student has the gestalt of the story. Enjoy!

Ivan would rather lay on his book than read it.



Don't be like Ivan. Read your book.

This packet is not intended for sale or resale.

© 2017 Nanci Bell

Produced by Valarie Jones and Cameron Cozza. Contributing writers included Brandon Camara, Erin Elston-Martin, Cody Joslin, WL Lenet, and Rebecca Zieber.

Published by Gander Publishing, P.O. Box 780, Avila Beach, CA 93424 US.

Visualizing and Verbalizing and V/V are registered trademarks of Nanci Bell. All rights reserved. All material is © its respective author/artists.

For more information on the Visualizing and Verbalizing program, *Imagine That! Stories*, and other learning products, go to GanderPublishing.com.

WEEK 1

SOAR THROUGH SUMMER

Pirates!

MONDAY

Take a trip to the library or go online with a parent or guardian to learn about pirates!

You can read about Blackbeard or Calico Jack, or read about any pirates you want.

Read all about what they look like, where they live, and what they do.

TUESDAY

Draw a picture of a pirate.

Describe your pirate picture in as many words as you can to a friend. Do not show your picture to your friend at first.

Now ask your friend to draw the pirate.

See if your friend's picture matches what you drew.

WEDNESDAY

*Dress Up
Like a
Pirate!*



THURSDAY

Read about pirate treasure in your stories or books.

Then use *Pizza Dough* and any pizza toppings to make your own edible treasure map!

Ask a parent or guardian to bake your pizza.

Then gobble up all your gold!

FRIDAY

Picture yourself as a pirate on an adventure!

Where are you going? Do you meet anyone? Do you run into any problems?

Write your adventure story and then *Share* it with your friends and family.

SATURDAY

Ask a family member to set a timer for two minutes.

Write as many things you can *Picture* for one of the categories below.

Give yourself one point for each answer that matches what you read about pirates.

1. Things a pirate wears...
2. Things found on a pirate ship...
3. Things found in a pirate's treasure chest...
4. Things a pirate says...

SUNDAY

Hide a treasure of your own somewhere around your house.

Draw a treasure map with a few clues and give the map to a family member or friend.


See if they can find the treasure!

The Man Who Breathed Fire

A man named A.W. Underwood claimed he could breathe fire. At his doctor's request, he breathed on a cloth while rubbing it with his hands. After a few seconds, the cloth burst into flames. Suspecting a trick, the doctor made him wash his hands and rinse his mouth with water. Then Underwood breathed on another cloth and set it on fire, too.

From what you pictured...

1. What is the main idea of this story?
2. Why do you think Underwood rubbed the cloth with his hands?
3. Do you think the doctor was surprised when he saw the cloth burst into flames? Why or why not?
4. Why do you think the doctor made Underwood wash his hands and rinse his mouth before trying again?
5. How do you think Underwood felt when he breathed fire?
6. Many doctors examined Underwood and could not explain his fire breathing. Do you think Underwood was playing a trick, or could he really breathe fire? Explain.



WEEK 2

SOAR THROUGH SUMMER

The Man Who Breathed Fire

MONDAY

Read the title of the story first.

What do you picture for the story?

Now *Read the Story.*

THURSDAY

Look up other fire breathers.

How do you picture their methods are different?

How are they the same?

SATURDAY

Read the story to a family member or friend.

Ask them what they pictured and compare it to your picture.

How *Similar* are they?

How *Different* are they?



TUESDAY

In your own words, tell the story to a family member or friend.

WEDNESDAY

Make up your own safe trick to stump a family member—no fire allowed!

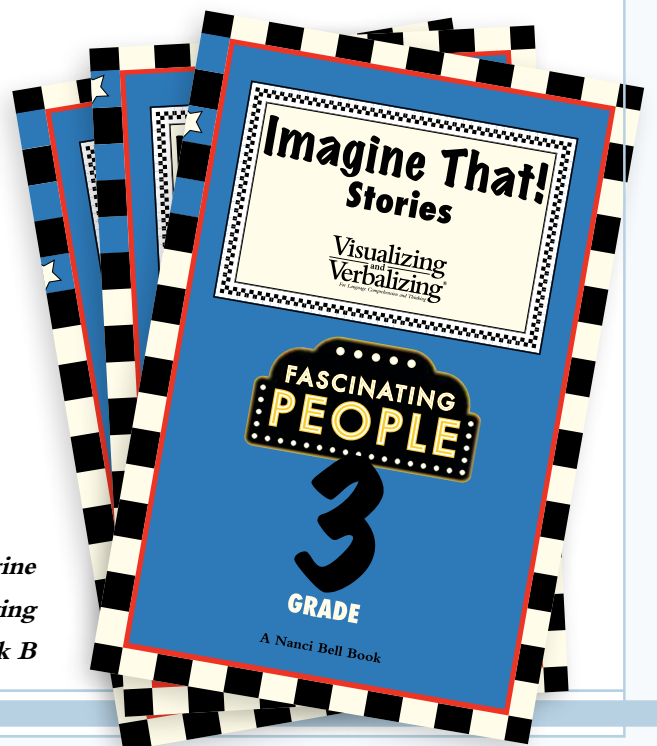
FRIDAY

Add one more sentence to the story.

What do you think happened next?

SUNDAY

Complete the HOT questions below the story.



Story from *Imagine That! Stories, Fascinating People, Grade 3, Book B*

WEEK 3

SOAR THROUGH SUMMER

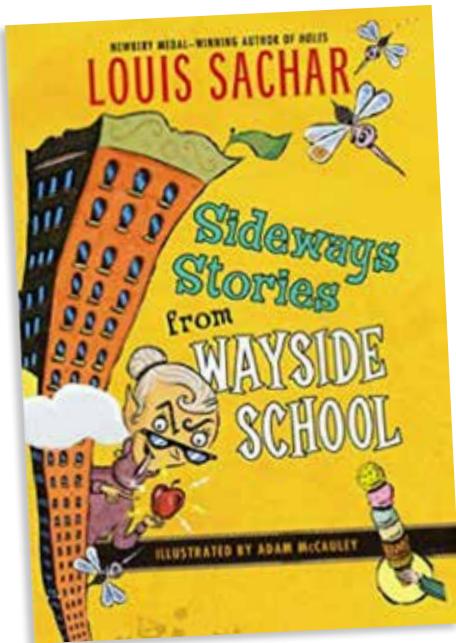
Sideways Stories From Wayside School

MONDAY

Look at the title and cover of your book.

What do you picture?

What do you think this book will be about?



THURSDAY

Picture yourself as Bebe.

Draw as many *Pictures* as you can in five minutes.

SATURDAY

Close your eyes and picture Wayside School.

From what you picture, build a model of the school. You can use cardboard, popsicle sticks, gingerbread, or anything else you have!

TUESDAY

What do you picture for these words?

Discipline

Investigate

Chimpanzee

Valuable

Masterpiece

Ridiculous

Hunt for these **words** as you go!



WEDNESDAY

Picture Mrs. Jewls walking into a class of monkeys.

From what you picture, write a story about what you think happens.

FRIDAY

Imagine Mrs. Jewls is going to make up a new ice cream flavor.

But instead of Maurecia-flavored, it would be you-flavored!

What ingredients do you *Picture* in it?

SUNDAY

Read a chapter out loud to a

Friend or Family
member.



Sideways Stories From Wayside School

MONDAY

Have a friend or family member read a chapter out loud to you.

WEDNESDAY

Picture the three Erics and their nicknames.

Now find or look up one or more people who have the same name as you.

Make up *Nicknames* to tell each person apart.

FRIDAY

Trade names with one of your friends or family members for a day to see what it is like!

How do you think their day is different from yours?



TUESDAY

Picture that there was a 19th story in Wayside School.

Write a chapter about what you think

Mrs. Zarnes would be like.

THURSDAY

Picture your classroom on a Saturday.

What does it look like without anyone in it?

Draw a *Picture* of your empty classroom on a Saturday.

SATURDAY

Stephen dressed up as a goblin for Halloween.

Picture how your family celebrates Halloween and then compare it with how a friend's family celebrates.

Draw Yourself in Costume!

SUNDAY

Picture yourself as a student at Wayside School.


Use your Structure Words to write a new story for the book about yourself.

Tomb Raiders Go High Tech

Scientists use robots to search for hidden rooms in Egypt's great pyramids. In the past, men had found thin tunnels inside that led through the pyramids' walls. They tried to squeeze through, but no one could fit. Now men guide small wheeled robots down the tunnels to snap pictures and search for doors to new rooms. A door may lead to chests of gold or the tomb of an ancient king.

From what you pictured...

1. What is the main idea of this story?
2. Why might scientists want to search the pyramids?
3. Why do you think they use small robots in their search?
4. Why do you think the robots need wheels?
5. Why do you think the robots take pictures?
6. What do you think the scientists will do if the robot finds a door?



WEEK 5

SOAR THROUGH SUMMER

Tomb Raiders Go High Tech

MONDAY

Read the title of the story first.

What do you picture for the story?

Now read the story.

WEDNESDAY

Pyramids are in Egypt.

Picture other famous things you might find in Egypt.

Now do some research and see how your *Pictures* match up!

FRIDAY

Picture your own robot to fit in the tunnels.

Draw it and label all its parts.

TUESDAY

Picture yourself as an explorer and grab a notepad.

Go Outside and look at plants, bugs, and other things close to the ground.

Write a list of all the things *You See*.

THURSDAY

Picture yourself as a small robot moving through a pyramid's thin tunnels.

Draw a picture or write a story about how you would get through the tunnels.


SATURDAY

Picture the treasures you would find in the tomb of an ancient king.

Then draw or write about the *Treasures!*
Share with a family member or friend.

SUNDAY

Complete the HOT questions below the story.



Story from *Imagine That! Stories, Grade 3, Book A*


WEEK 6

SOAR THROUGH SUMMER

Poppy

MONDAY

Look at the title and cover of your book.



What do you picture?
What do you think this book will be about?

TUESDAY

What do you picture for these words?

Crescent

Timid

Brazen

Vise

Grappling

Hunt for these **words** as you go!



THURSDAY

How do you picture the porcupine Lungwort describes?

Draw a picture of what you think a porcupine looks like!

WEDNESDAY

What do you picture for Poppy and Ragweed?

How many other kinds of mice can you picture?
List or draw as many mice as you can.

SATURDAY

Poppy and Lungwort have to be very brave when they meet with Mr. Ocax.

Picture a time that you had to be very brave and write about it.

FRIDAY

Read a few pages out loud to a friend or family member.



SUNDAY

Look at the map at the front of the book.

Which way would you choose to go to reach New House?

Why?



WEEK 7

SOAR THROUGH SUMMER

Poppy

MONDAY

Look at your first picture of a porcupine from Thursday.

Then, after you read Chapter 12, draw a new picture of the porcupine Poppy meets.

How is *This Picture* different from your *First Picture?*

TUESDAY

What do you picture for these words?

Desperately

Scamper

Fretful

Embedded

Cannonade

Hunt for these words as you go!



THURSDAY

Ask a family member to

Read a Chapter to You!

WEDNESDAY

Ereth the porcupine talks a lot about how great it is to have a tail full of sharp quills.

Picture yourself with a tail of quills. What would you do with it? Ask a friend to picture that they have a tail of quills and compare your pictures.

SATURDAY

Picture the battle between Poppy and Mr. Ocax.

Draw a picture of the battle or talk about what you pictured to a family member.



FRIDAY

Why do you think Mr. Ocax starts speaking to Poppy like a friend?

Why do you think he calls her *Smart?*

SUNDAY

Picture Poppy and Rye meeting for the first time.

Then write a story about

How They Met.

A Great White...at Play?

A woman was sitting on a boat and watching a seagull float on the sea when a great white shark swam up beneath it. Before the bird could escape, the shark opened his mouth and gobbled it whole. The woman watched as the shark then swam once around the boat. When the shark came back to the spot where the bird had been, he opened his mouth wide. The woman laughed when the unharmed bird scrambled out of the shark's mouth and flew off.

From what you pictured...

1. What is the main idea of this story?
2. Why do you think the shark swam around the boat?
3. Why do you think the shark let the seagull go?
4. Why do you think the woman laughed?
5. Why do you think the title of this story is "A Great White... at Play?"



A Great White...at Play?

MONDAY

Read the title of the story first.

What do you picture for the story?

Now read the story.

TUESDAY

In your own words, tell the story to a family member or friend.

THURSDAY

Some people are afraid of sharks.

But shark attacks are actually very unusual!

Ask different family members or friends if they are afraid of sharks.

FRIDAY

The story says the bird “scrambled out of the shark’s mouth.”

What do you picture for scrambled? Scramble in front of a friend to show them what you picture.

SATURDAY

What do you picture for a great white shark?

Draw a picture and then look up photos with a parent or guardian. Compare your picture to what the sharks actually look like!

SUNDAY

Complete the HOT questions below the story.

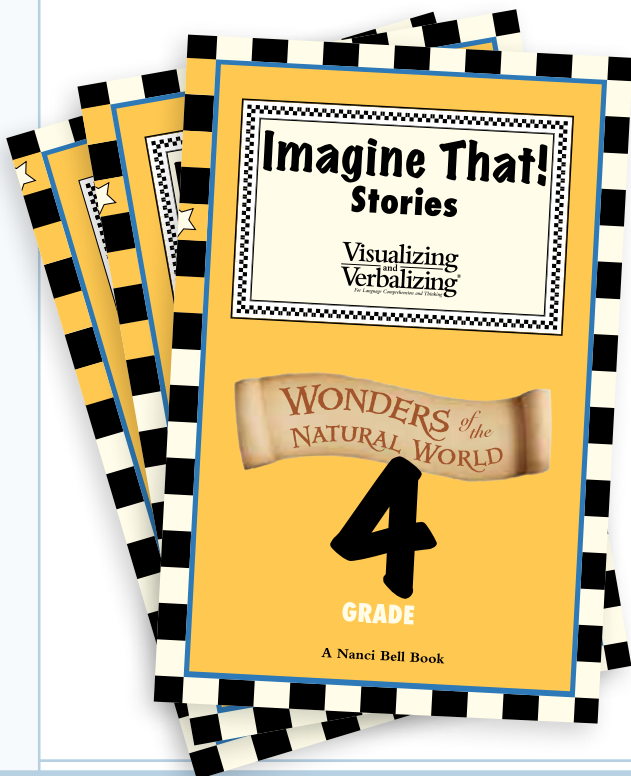
WEDNESDAY

How many different kinds of sharks can you picture?

Draw as many as you can.

Then choose your favorite and make a model out of any material you have.

Try to make it float in water!




Story from *Imagine That! Stories, Grade 4, Wonders of the Natural World, Book C*

Charlie and the Chocolate Factory

MONDAY

Look at the title and cover of your book.



What do you picture?
What do you think this book will be about?

TUESDAY

What do you picture for these words?

Chute
Tamper
Tantrum
Incinerator

Hunt for these words as you go!



WEDNESDAY

Imagine your own made-up character!

Come up with a name that fits your picture of your character. The name can describe personality, looks, job, or anything else.

Then draw or write a little about your new character.

THURSDAY

Imagine you are a ticket finder in Mr. Salt's peanut factory.

Write a diary of the four days you spend looking for the ticket. You find the ticket on the fourth day!

But how do you really feel?

SATURDAY

You have just found a golden ticket!

You get to bring one or two members of your family with you. Who do you choose and why?

SUNDAY

Sing the Oompa Loompa song to yourself or another person.

Then come up with *Your Own* Oompa Loompa song.

FRIDAY

Character names can say a lot about a person.

Charlie Bucket is a poor and simple boy. Augustus Gloop is a greedy and pudgy boy.

Pick one character that you have already read about.

- What do you picture for the person's face? Hair?
- Do you picture them short or tall? Fat or skinny?
- Do you picture them loud or quiet?
- What kind of clothes do you picture them wearing?

From what you pictured, *Draw* your character and show it to someone!

Charlie and the Chocolate Factory

MONDAY

“Everlasting gobstoppers!” cried Mr. Wonka proudly. “They’re completely new!”

Picture your own *Candy Invention*: what it looks like, how it tastes, and if it does anything else fun (like change shape or flavor).

Draw your sweet on paper, or make a wrapper or box for it with construction paper and/or cardboard.

WEDNESDAY

What do you picture for these words?

Greedily

Bulletin

Enormous

Prune

Factory

Gutter

Hunt for these **words** as you go!



FRIDAY

Picture one of your favorite candies or inventions from the book.


From what you pictured, draw it. Then show it to a family member or friend and ask them to guess what it is. Do they match the book?



TUESDAY

Choose a few of your favorite pages and read them aloud to a family member or friend.

Talk about *Why* you like those pages.



THURSDAY

“Two naughty little children gone. Three good little children left,” said Mr. Willy Wonka.

What do you think Augustus Gloop and Violet Beauregarde did that was naughty? Picture other actions that you think are naughty and make a list.

Then picture actions that you think are nice and make another list!

SATURDAY

What do you think the Oompa Loompas are saying about TV?

Do you agree with them? Picture activities you can do that don't involve the TV and write them down.

Then show your list to a family member and see

how many of those you *Can Do* this week!

SUNDAY

When you have finished reading...

Why do you think *Charlie* was given the factory?

Why not one of the other children?

WEEK 11

SOAR THROUGH SUMMER

Outer Space

MONDAY

Take a trip to the library or online (with a parent or guardian) to learn more about space!


You can read about planets, stars, space travel, or aliens. Read all about what things *Look* like, where things *Are*, and what things *Do*.

THURSDAY

Picture yourself about to go to space.

Picture the best rocket to take you!

Then build your (small) rocket from paper, cardboard, or anything you want!



SATURDAY

During the day, picture what the night sky looks like.

Then at night, go outside and look at the stars.

How closely did you match?

Extra: Look up constellations to try to find!

TUESDAY

Picture your favorite story or article about outer space.

Tell a family member or friend all about it.

WEDNESDAY

Picture the planets that orbit the sun.

Then create a new one! Draw your planet, give it a name, and write a description of it.

What is it like?

Where is it in the solar system?

FRIDAY

Some people think there may be life on other planets.

Picture what aliens might look like and draw a picture.

Ask a friend to draw an alien and compare your pictures.

What is *Different?* What is the *Same?*

SUNDAY

Picture yourself as an astronaut from another planet.

Imagine you have just landed on Earth for the first time. What would you tell the people back home?

Tell a friend about what you found on Earth.

THE END!