



77 Fun Activities for  
Reading, Writing, and Comprehension



GANDER PUBLISHING


# YOUR SUMMER READING AND ACTIVITY GUIDE

This is an activity book to celebrate reading, exploration, and fun! Let's boost reading, writing, and comprehension skills during an awesome summer break. These activities are also perfect to help reduce "Summer Learning Loss."



This packet includes activities for two popular children's books, a few general topics, three Imagine That! Stories, and journaling activities. You can read the stories just for fun or as part of the Visualizing and Verbalizing® (V/V®) program, which develops language comprehension through imagery. The two popular books are upper elementary reading levels (3rd-6th grade). You should find these books at your local library or bookstore. The Imagine That! stories are written at a 3rd to 6th grade level, but you can use them with other grade levels as needed.

Each week includes vocabulary, activities, and prompts for your student. You can do activities on the days indicated, or move them around to match the student's pace of reading. There are eleven weeks of fun and learning in the packet. While talking about the books and stories with your student, be sure to ask imagery questions to elicit detailed imagery. The Imagine That! stories have higher order thinking questions. These include main idea, inference, conclusion, evaluation, and prediction to develop your student's critical thinking skills.

Ivan would rather lay on his book than read it.



Don't be like Ivan. Read your book.



This packet is not intended for sale or resale.

© 2024 Nanci Bell

Published by Gander Publishing, P.O. Box 780, Avila Beach, CA 93424 US.

Visualizing and Verbalizing and V/V are registered trademarks of Nanci Bell. All rights reserved. All material is © its respective author/artists.

For more information on the Visualizing and Verbalizing program, *Imagine That! Stories*, and other learning products, go to [GanderPublishing.com](http://GanderPublishing.com).

WEEK 1  
SOAR THROUGH SUMMER  
**Superheroes!**

MONDAY

**Create a superhero identity!**

Come up with a name for your superhero.  
What are your special powers? What are your extra abilities? What is your origin story? Where do you patrol? Who do you protect? Who is your arch nemesis?  
Write it all down!

TUESDAY

**Draw a picture of a superhero.**

Describe your superhero picture in as many words as you can to a friend. Do not show your picture to your friend at first.  
Now ask your friend to draw the superhero you described. See if your friend's picture matches!

WEDNESDAY

*Dress Up  
Like a  
Superhero!*



THURSDAY

**Picture yourself as a superhero on a mission!**

Where are you going? Do you meet anyone? Do you run into any challenges?  
Write your superhero story and *Share* with your friends and family.

SATURDAY

**Put together a training course or mission.**

*Find* items like pillows and cushions to lay out on the floor. Drape sheets over chairs to create tunnels and rooms. Place small toys or stuffed animals around to rescue. Now save them quickly!

FRIDAY

**Ask a family member to set a timer for two minutes.**

Write as many things you can *Picture* for one of the categories below.  
Give yourself one point for each answer that matches what you read about superheroes.

1. Things a superhero wears...
2. Things found in a secret headquarters...
3. Things found in a superhero's utility belt...
4. Things a superhero says...

SUNDAY

**Start a summer journal. Write every week!**

*Journal* this week—introduce yourself  
Write about yourself, your family, your pets, your school..and especially your hopes and dreams!  
Write all your summer adventures in your journal!

WEEK 2

SOAR THROUGH SUMMER

# The Man Who Breathed Fire

## MONDAY

**Read the title of the story first.**

What do you picture for the story?

Now *Read the Story.*

## THURSDAY

**Look up other fire breathers.**

How do you picture their methods are different?

How are they the same?

## SATURDAY

**Read the story to a family member or friend.**

Ask them what they pictured and compare it to your picture.

How *Similar* are they?

How *Different* are they?



Story from *Imagine That! Stories, Fascinating People, Grade 3, Book B*

## TUESDAY

**In your own words, tell the story to a family member or friend.**

## WEDNESDAY

**Make up your own safe trick to stump a family member—*no fire allowed!***

## FRIDAY

**Complete the HOT questions below the story.**



## SUNDAY

**Journal entry!**


What is your favorite *Book* or *Story*?  
Use your imagery and write all about why you love it!

# The Man Who Breathed Fire

A man named A. W. Underwood claimed he could breathe fire. At his doctor's request, he breathed on a cloth while rubbing it with his hands. After a few seconds, the cloth burst into flames. Suspecting a trick, the doctor made him wash his hands and rinse his mouth with water. Then Underwood breathed on another cloth and set it on fire, too.

From what you pictured...

1. What is the main idea of this story?
2. Why do you think Underwood rubbed the cloth with his hands?
3. Do you think the doctor was surprised when he saw the cloth burst into flames? Why or why not?
4. Why do you think the doctor made Underwood wash his hands and rinse his mouth before trying again?
5. How do you think Underwood felt when he breathed fire?
6. Many doctors examined Underwood and could not explain his fire breathing. Do you think Underwood was playing a trick, or could he really breathe fire? Explain.



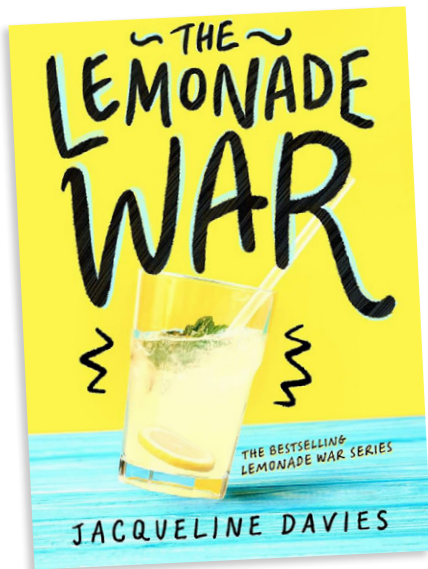
# The Lemonade War

## MONDAY

Look at the title and cover of your book.

What do you picture?

What do you think this book will be about?



Written by Jacqueline Davies

## THURSDAY

Picture yourself as Evan or Jessie.

Draw as many *Pictures* of both as you can in ten minutes.

## SATURDAY

Picture one of the lemonade stands.

From what you pictured, build a model of one of the lemonade stands. You can use cardboard, popsicle sticks, graham crackers, or anything else you have!

## TUESDAY

What do you picture for these words?

Global

Mischief

Lemon

Valuable

Underselling

Profit

Hunt for these **words** as you go!



## WEDNESDAY

What else can you do with lemons?

Write as many things as you can think of that could use lemons.

Make up a new *Lemony* food. Draw it!

## FRIDAY

Write a story about personal conflict.

Write descriptions of your main characters and an outline of the plot (including conflict and its resolution) as part of your writing process. Read your story to your friends or family.

## SUNDAY

Journal entry!

What was your *Favorite* summer ever?

Write about the details of that summer!

WEEK 4

SOAR THROUGH SUMMER

# The Lemonade War

## MONDAY

**Have a friend or family member read a chapter out loud to you.**

## WEDNESDAY

**Research where lemons come from!**

Where do lemons come from? How are they grown and how do they get to your grocery store?

Diagram the life of a lemon. Share your research with your family.

## FRIDAY

**Set up your own lemonade stand!**

Make creative posters and design your lemonade stand. Come up with a business plan: how much will you charge? How much do your supplies cost?

Set up your *Lemonade* stand and open for business. Keep track of sales and present your profit and loss report.



## TUESDAY

**Come up with a new summer drink!**

What kind of drink is it? What will you name it?

Write out the *Recipe* and make it yourself. Serve to your friends, and survey them for how they like your creation.

## THURSDAY

**Evan thinks Scott took Jessie's money.**

Writing prompt: Explain why you agree or disagree. Why doesn't Evan confront Scott? Why doesn't he ask Scott for Jessie's money back? How did Evan and Jessie resolve this conflict?

## SATURDAY

**Celebration time!**

Take your profits from your lemonade stand and plan a party. It could be a pizza party or a trip for ice cream, you decide!

*Draw a picture of it!*

## SUNDAY

**Journal entry!**

Who is your favorite *Friend or Family* member to visit during summertime?

Use your imagery to write all about them!

WEEK 5

SOAR THROUGH SUMMER

# Tomb Raiders Go High Tech

## MONDAY

**Read the title of the story first.**

What do you picture for the story?

## WEDNESDAY

**Pyramids are in Egypt.**

Picture other famous things you might find in Egypt.

Now do some research and

see how your *Pictures* line up!

## FRIDAY

**Picture your own robot to fit in the tunnels.**

Draw it and label all its parts.

## TUESDAY

**Picture yourself as an explorer and grab a notepad.**

*Go Outside* and look at plants, bugs, and other things close to the ground.

Write a list of all the things *you see.*

## THURSDAY


**Picture the treasures you would find in the tomb of an ancient king.**

Draw or write about the *Treasures!*  
Share with a family member or friend.

## SATURDAY

**Complete the HOT questions below the story.**

Story from *Imagine That! Stories, Grade 3, Book A*



## SUNDAY

**Journal entry!**

Have you ever been to a *Museum* or art gallery? Write about that adventure!






# Tomb Raiders Go High Tech

Scientists use robots to search for hidden rooms in Egypt's great pyramids. In the past, men had found thin tunnels inside that led through the pyramids' walls. They tried to squeeze through, but no one could fit. Now men guide small wheeled robots down the tunnels to snap pictures and search for doors to new rooms. A door may lead to chests of gold or the tomb of an ancient king.

From what you pictured...

1. What is the main idea of this story?
2. Why might scientists want to search the pyramids?
3. Why do you think they use small robots in their search?
4. Why do you think the robots need wheels?
5. Why do you think the robots take pictures?
6. What do you think the scientists will do if the robot finds a door?



WEEK 6

SOAR THROUGH SUMMER

# My Favorite Place in Nature

## MONDAY

### Pick a place you visited this summer.

Where was it? Draw a map of the place you visited.



## TUESDAY

### Make a vision board of your future dream trip.

Draw pictures of your dream trip. Write a list of why you're grateful for this place. Cut out magazine pictures or print out photos of the things you love about this place. Make a list of activities to do there.



## THURSDAY

### Write about your visit.

What made it special for you?

Use as many structure words as you can.

## WEDNESDAY

### Draw a picture of the place you visited.

Try to include as many details as you can remember!

## FRIDAY

### Make a diorama of your visit.

Use a shoebox or cardboard as a base.

Use your *Imagery* to recreate your trip! You can use clay or draw pictures and cut them out. Find stones, beads, or other items to represent things you saw. You could build out of Legos or blocks.

Share your diorama with your family!

## SATURDAY

### Write a story about the place you visited.

Make this story about the same place at a different time in *History*.

Were there people? Dinosaurs? Write about it.

## SUNDAY

### Journal entry!

What are your favorite things about *Travel?*

Where have you been? List all the places and describe them in detail.



### MONDAY

**Make a plan to bake with your friend or parent.**

Choose a treat like cookies, cupcakes, or pie.  
Now find a recipe. Gather all your ingredients carefully.  
Mix everything according to the recipe.

Now it is time to *Bake!*

### TUESDAY

**Find structure words from your experience and list them. Try to find them all!**

**Color**                      **Size**  
**Shape**  
**Number**                      **Movement**

Which of these **words** can you find?



### WEDNESDAY

**Ask a family member to taste your treat.**

*Do they like it?*

### THURSDAY

**Write a story about baking.**

Create a story in which something goes terribly wrong! Or how about a story featuring impossible ingredients making a delicious dessert? Use your

*Imagery* to create your own story.

### FRIDAY

**Make your own cookbook.**

Ask your family or friends to help you gather all your favorite recipes for your favorite foods. Now make a cookbook, writing out each recipe and directions, and create pictures to show the steps of making the recipe as well as the final product.



### SATURDAY

**Draw a picture of your favorite fantasy dessert.**

If you could create the most amazing, perfect *Dessert*, what would it be?

### SUNDAY

**Journal Entry!**

Survey your family and friends about their favorite foods and journal about the results.

What are your *Fave Foods?*

# A Great White...at Play?

## MONDAY

**Read the title of the story first.**

What do you picture for the story?

Now read the story.

## TUESDAY

**In your own words, tell the story to a family member or friend.**

## WEDNESDAY

**How many different kinds of sharks can you picture?**

Draw as *Many* as you can.

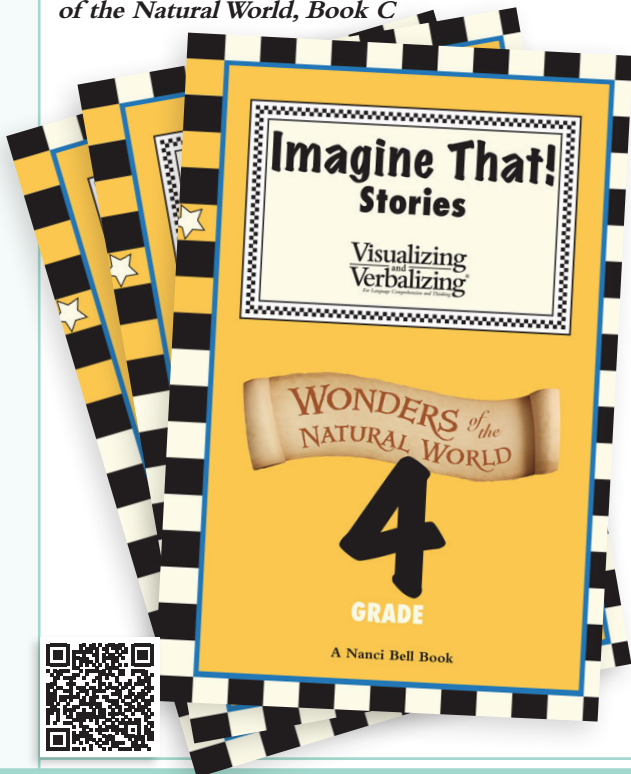
Then choose your favorite and make a model out of any material you have.

Try to make it *Float in Water!*

Story from *Imagine That!*

*Stories, Grade 4, Wonders*

*of the Natural World, Book C*



## THURSDAY

**Some people are afraid of sharks.**

Shark attacks are actually *Very Unusual!* Ask different family members or friends if they are afraid of sharks.

## FRIDAY

**The story says the bird “scrambled out of the shark’s mouth.”**

What do you picture for scrambled? Scramble in front of a friend to show them what you picture.

## SATURDAY

**What do you picture for a great white shark?**

Draw a picture and then look up photos with a parent or guardian. Compare your picture to what

the sharks *Actually* look like!

## SUNDAY

**Journal entry!**

What *Scares* you? Is it a shark? A spider?

Heights? Flying? Write about all the things that scare you and why.

# A Great White...at Play?

A woman was sitting on a boat and watching a seagull float on the sea when a great white shark swam up beneath it. Before the bird could escape, the shark opened his mouth and gobbled it whole. The woman watched as the shark then swam once around the boat. When the shark came back to the spot where the bird had been, he opened his mouth wide. The woman laughed when the unharmed bird scrambled out of the shark's mouth and flew off.

From what you pictured...


1. What is the main idea of this story?
2. Why do you think the shark swam around the boat?
3. Why do you think the shark let the seagull go?
4. Why do you think the woman laughed?
5. Why do you think the title of this story is "A Great White... at Play?"



# Charlie and the Chocolate Factory

## MONDAY

Look at the title and cover of your book.



Written by Roald Dahl

What do you picture?

What do you think this book will be about?

## FRIDAY

Character names can say a lot about a person.

Charlie Bucket is a poor and simple boy. Augustus Gloop is a greedy and pudgy boy.

Pick one character that you have already read about.

- What do you picture for the person's face? Hair?
- Do you picture them short or tall? Big or small?
- Do you picture them loud or quiet?
- What kind of clothes do you picture them wearing?

From what you pictured, *Draw* your character and show it to someone!

## TUESDAY

What do you picture for these words?

**Chute** **Tamper**  
**Tantrum** **Incinerator**

Hunt for these **words** as you go!



## WEDNESDAY

Imagine your own made-up character!

Come up with a name that fits your picture of your character. The name can describe personality, looks, job, or anything else.

Draw or write a little about your new character.

## THURSDAY

Imagine you are a ticket finder in Mr. Salt's peanut factory.

Write a story of the four days you spend looking for the ticket. You find the ticket on the fourth day!

How do you feel?

## SATURDAY

You have just found a golden ticket!

You get to bring one or two members of your family with you. Who do you choose and why?

## SUNDAY

Journal entry!

Come up with *Your Own* Oompa Loompa song. Then write about all your favorite songs and singers. Why do you love them?



WEEK 10

SOAR THROUGH SUMMER

# Charlie and the Chocolate Factory

## MONDAY

**“Everlasting gobstoppers!” cried Mr. Wonka proudly. “They’re completely new!”**

Picture your own *Candy Invention:*

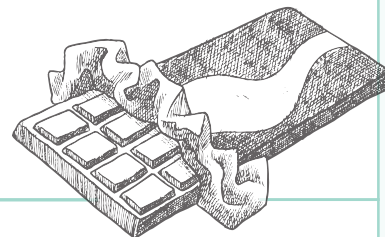
what it looks like, how it tastes, and if it does anything else fun (like change shape or flavor).

Draw your sweet on paper, or make a wrapper or box for it with construction paper and/or cardboard.

## TUESDAY

**Choose a few of your favorite pages and read them aloud to a family member or friend.**

Talk about *Why* you like those pages.



## THURSDAY

**“Two naughty little children gone. Three good little children left,” said Mr. Willy Wonka.**

What do you think Augustus Gloop and Violet Beauregarde did that was naughty? Picture other actions that you think are naughty and make a list.

Picture actions that you think are nice and make another list!

## WEDNESDAY

**What do you picture for these words?**

**Greedily**

**Bulletin**

**Enormous**

**Prune**

**Factory**

**Gutter**

Hunt for these **words** as you go!



## FRIDAY

**Picture one of your favorite candies or inventions from the book.**

From what you pictured, draw it. Then show it to a family member or friend and ask them to guess what it is. Does their guess match your picture?



## SATURDAY

**What do you think the Oompa Loompas are saying about TV?**

Do you agree with them? Picture activities you can do that don't involve the TV and write them down.

Show your list to a family member and see how

many of those you *Can Do* this week!

## SUNDAY

**Journal entry!**

What would you do for a living if you could do anything? Name and describe your top two careers!

WEEK 11  
SOAR THROUGH SUMMER  
**Outer Space**

MONDAY


**Take a trip to the library or online with a parent or guardian to learn more about space!**

You can read about planets, stars, space travel, or aliens. Read all about what things *Look* like, where things *Are*, and what things *Do*.

THURSDAY

**Picture yourself about to go to space.**

Picture the best rocket to take you!  
Build your (small) rocket from paper, cardboard, or anything you want!



SATURDAY

**During the day, picture what the night sky looks like.**

Then at night, go outside and look at the stars.

How closely did you match?

*Extra:* Look up constellations to try to find!

TUESDAY

**Picture your favorite story or article about outer space.**

Tell a family member or friend all about it.

WEDNESDAY

**Picture the planets that orbit the sun.**

Then create a new one! Draw your planet, give it a name, and write a description of it.

What is it like?

Where is it in the solar system?

FRIDAY

**Some people think there may be life on other planets.**

Picture what an alien might look like and draw a picture. Ask a friend to draw an alien and compare your pictures.

What is *Different?*

What is the *Same?*

SUNDAY

**Journal entry!**

What were the best things about *Summer* this year? Challenges?

Use your imagery to sum up your summer.

**We Hope You Had A Great Summer!**